

MOUNT CARMEL PUBLIC SCHOOL

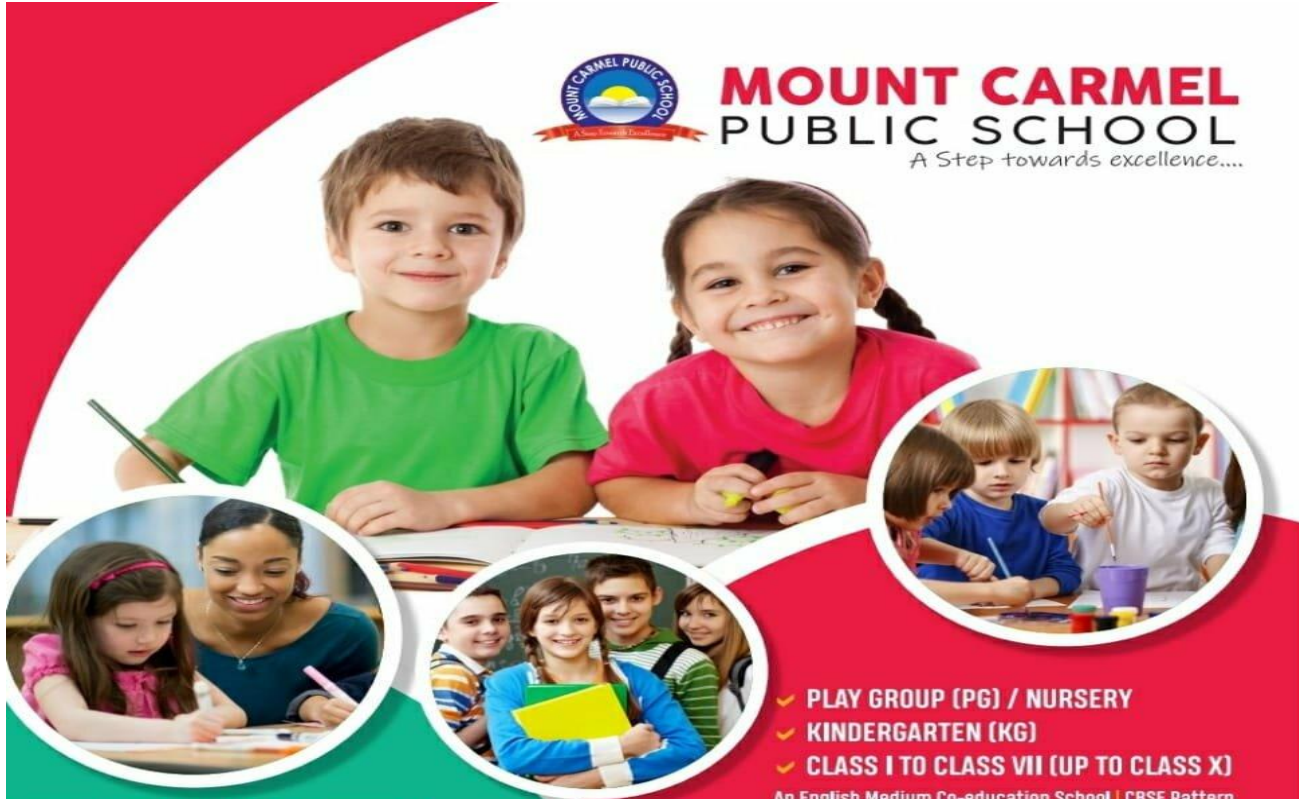
Session-2020-2021

Class I Worksheets Date – 16.07.2020



**MOUNT CARMEL
PUBLIC SCHOOL**

A Step towards excellence....



FACILITIES

- ▶ STATE OF THE ART CAMPUS (WITHIN 3 YEARS)
- ▶ CBSE STUDY PATTERN
- ▶ PRINCIPAL/ TEACHERS FROM OTHER STATES
- ▶ ADVANCE COMPUTER LAB FOR STUDENTS
- ▶ CENTRALIZED AIR CONDITION CLASSROOMS
- ▶ SMART CLASSES
- ▶ CLASSROOM MONITORING THROUGH CCTV
- ▶ PICK & DROP FACILITY
- ▶ RO WATER FOR STUDENTS
- ▶ SCHOLARSHIP FOR MERITORIOUS STUDENTS
- ▶ NTSE/ OLYMPIAD PARTICIPATION
- ▶ YOGA & MEDITATION
- ▶ PHYSICAL TRAINER FOR STUDENTS
- ▶ DANCE, ART & CRAFT, MUSIC

- ✓ PLAY GROUP (PG) / NURSERY
- ✓ KINDERGARTEN (KG)
- ✓ CLASS I TO CLASS VII (UP TO CLASS X)

An English Medium Co-education School | CBSE Pattern

ADMISSION STARTS (LIMITED SEATS)

† PLAY GROUP/ NURSERY & KINDERGARTEN
† ONLY 25 SEATS PER CLASS

† CLASS I TO CLASS VII (UP TO CLASS X)
† ONLY 30 SEATS PER CLASS



Jagriti Vihar, Bypass Mission School Road,
Aurangabad (Bihar) - 824101

Ph : 7859097066 / 7762047700
E-mail : info@mcps.in | admission@mcps.in
www.mcps.in

Kindly refer to your textbook for content.

English- Language for Life
Chapter 2 - Asma's House

Page # 10

Understanding the Story

A | Complete these sentences with the correct words.

1. There is a _____ tree in Asma's garden. (gul mohar / mango)
2. The owl lives in a _____ in the tree. (hole / nest)
3. Asma's brother is playing with a _____. (rabbit / squirrel)
4. Ali gives a _____ to the squirrel. (fruit / nut)

Kindly refer to your textbook for content.

EVS

Chapter 4 - My Body Needs Care

Page # 18

- In your scrapbook, paste the pictures of the things you use to keep your body neat and clean, for example, toothpaste, shampoo, soap and hair oil.

Kindly refer to your textbook for content.

Hindi

Chapter 2 -

एक से दो

Page # 16

2. वाक्य पूर्ति कीजिए—

(क) मेरे पास एक गुड़िया है, आओ तुम्हें दिखाता/दिखाती हूँ।

..... कार

(ख) देखो मेरा खिलौना, थोड़ी देर तुम भी खेलो।

..... मेरी रेलगाड़ी,

(ग) मैं तुम्हारा खिलौना देखूँ? अपना खिलौना दिखाओ तो।

मैं किताब

Kindly refer to your textbook for content.

- Graded Handwriting - Practise Page # 8
- Hindi Sulekhika - Practise Page # 8

Kindly refer to your textbook for content.

General Knowledge
Chapter 11 - Legends of India

Page # 16

➤ Match the following:

A

1. Rabindranath Tagore
2. Jawaharlal Nehru
3. Mother Teresa
4. Subash Chandra Bose
5. Lal Bahadur Shastri
6. Sardar Patel

B




- a) Netaji
- b) Iron Man
- c) Gurudev
- d) First Prime Minister of India
- e) worked for the poor and the needy
- f) 'Jai Jawan Jai Kisan'




Kindly refer to your textbook for content.




Subject – Mathematics








2 Check the addition. Then put a tick (✓) or a cross (×).

(a)  +  = 

(b)  +  = 

(c)  +  = 

(d)  +  = 

(e)  +  = 