

MOUNT CARMEL PUBLIC SCHOOL

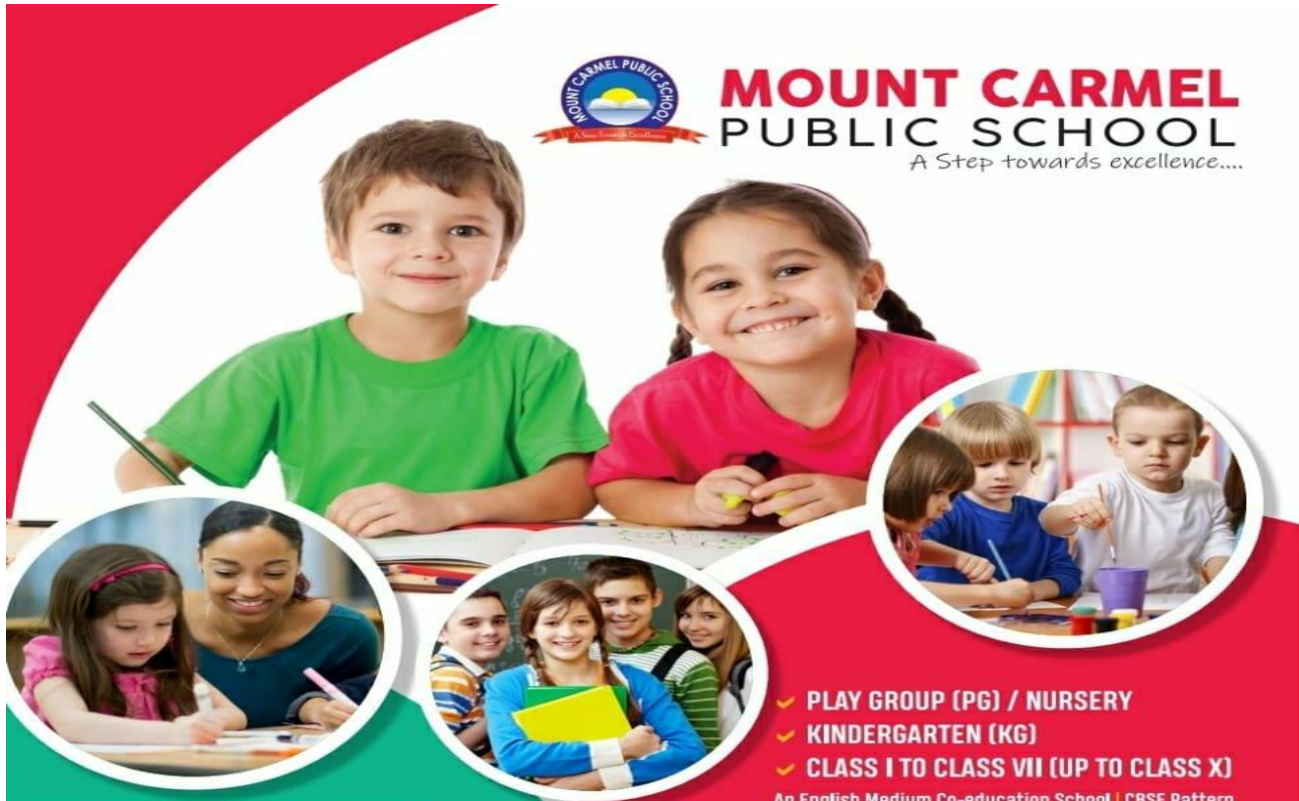
Session-2020-2021

Class I Worksheets Date – 25.06.2020



**MOUNT CARMEL
PUBLIC SCHOOL**

A Step towards excellence....



FACILITIES

- ▶ STATE OF THE ART CAMPUS (WITHIN 3 YEARS)
- ▶ CBSE STUDY PATTERN
- ▶ PRINCIPAL/ TEACHERS FROM OTHER STATES
- ▶ ADVANCE COMPUTER LAB FOR STUDENTS
- ▶ CENTRALIZED AIR CONDITION CLASSROOMS
- ▶ SMART CLASSES
- ▶ CLASSROOM MONITORING THROUGH CCTV
- ▶ PICK & DROP FACILITY
- ▶ RO WATER FOR STUDENTS
- ▶ SCHOLARSHIP FOR MERITORIOUS STUDENTS
- ▶ NTSE/ OLYMPIAD PARTICIPATION
- ▶ YOGA & MEDITATION
- ▶ PHYSICAL TRAINER FOR STUDENTS
- ▶ DANCE, ART & CRAFT, MUSIC

- ✓ PLAY GROUP (PG) / NURSERY
- ✓ KINDERGARTEN (KG)
- ✓ CLASS I TO CLASS VII (UP TO CLASS X)

An English Medium Co-education School | CBSE Pattern

ADMISSION STARTS (LIMITED SEATS)

- † PLAY GROUP/ NURSERY & KINDERGARTEN
ONLY 25 SEATS PER CLASS
- † CLASS I TO CLASS VII (UP TO CLASS X)
ONLY 30 SEATS PER CLASS



Jagriti Vihar, Bypass Mission School Road,
Aurangabad (Bihar) - 824101

Ph : 7859097066 / 7762047700
E-mail : info@mcps.in | admission@mcps.in
www.mcps.in

Kindly refer to your textbook for content.

English- Language for Life
Chapter 1 - Meet My Family

Page # 5

B | Circle the correct words to match the pictures.


1.  birds bird

2.  houses house

3.  bee bees

4.  camels camel

5.  shirts shirt

6.  locks lock



Kindly refer to your textbook for content.

Computer

Lesson 3-Uses Of A Computer

Page # 20

B. Write **T** (True) or **F** (False).

1. A computer cannot solve sums.
2. We cannot play games on a computer.
3. We can make drawings on a computer.
4. We cannot type letters on a computer.

Kindly refer to your textbook for content.

EVS

Chapter 3 - My Body Helps Me

Page # 11

* Fill in the blanks with words from the help box. One has been done for you.

ears nose eyes skin tongue

1. My tongue tells me that the mango is sweet.
2. My _____ tells me that it is a cold day.
3. My _____ tells me that the cake smells good.
4. My _____ tell me that the grass is green.
5. My _____ tell me that the bell is ringing.

Kindly refer to your textbook for content.

Hindi

Chapter 1 - जिसने सूरज-चाँद बनाया

Page # 13

3. जो-जो भगवान ने बनाए हैं, उन पर गोल घेरा (○) खींचिए—

सूरज	जगत	पर्वत	कार
जहाज	चाँद	पाठशाला	चिड़िया
फूल	टेलीविजन	तारे	काया

Kindly refer to your textbook for content.


General Knowledge

Chapter 6 - My School Bag

Page # 11

Look at the articles with numbers. The use of these articles are also given. Write the correct number of the articles in the boxes. The first one has been done for you.

1.



2.



3.



4.



5.



6.




7.



8.



- a. We write and draw with it.
- b. We colour the picture with them.
- c. We sharpen the pencil with it.
- d. We use it to erase pencil marks on paper.
- e. We use it to draw straight line.
- f. We use it to paste pictures in the scrapbook.
- g. We use it to keep our lunch.
- h. We keep our pencil, eraser, sharpener, etc in it.



Subject – Mathematics
Chapter1 Numbers 1 to 9

17 Arrange the numbers in increasing order.

- (a) 4, 1, 2, 3 (b) 6, 1, 8, 7
- (c) 2, 9, 5, 3 (d) 3, 7, 2, 4
- (e) 1, 6, 4, 7 (f) 8, 6, 3, 9

These tortoises are arranged in decreasing order (biggest to smallest).



Now look at these numbers. They are also arranged in decreasing order.

18 Arrange the numbers in decreasing order.

- (a) 3, 7, 5, 8 (b) 4, 2, 9, 1
- (c) 8, 1, 3, 5 (d) 7, 2, 4, 6
- (e) 1, 6, 8, 4 (f) 5, 6, 9, 2

Little Genius!

Fill in the missing numbers.

- (a) 2 6
- (b) 6 4
- (c) 3 6
- (d) 8 5

