

MOUNT CARMEL PUBLIC SCHOOL

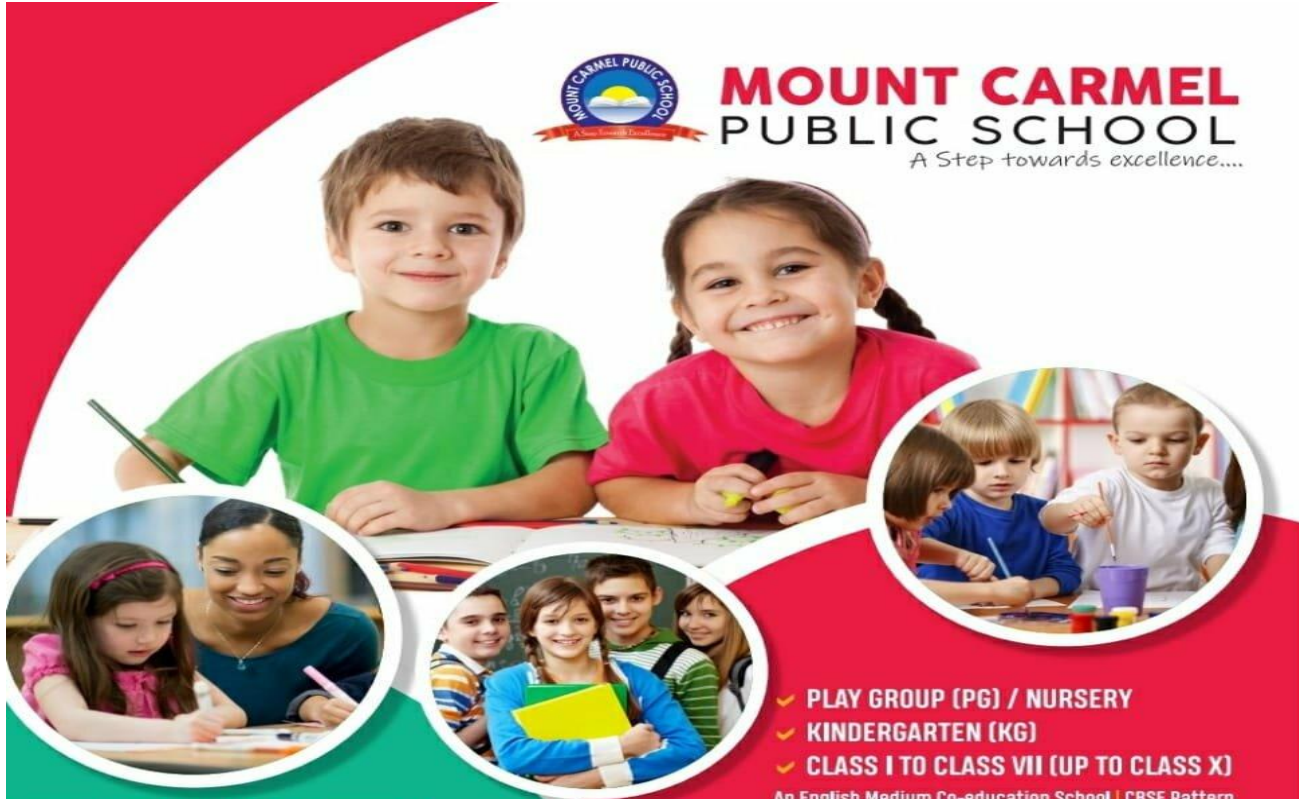
Session-2020-2021

Class I Worksheets Date – 11.06.2020



**MOUNT CARMEL
PUBLIC SCHOOL**

A Step towards excellence....



FACILITIES

- ▶ STATE OF THE ART CAMPUS (WITHIN 3 YEARS)
- ▶ CBSE STUDY PATTERN
- ▶ PRINCIPAL/ TEACHERS FROM OTHER STATES
- ▶ ADVANCE COMPUTER LAB FOR STUDENTS
- ▶ CENTRALIZED AIR CONDITION CLASSROOMS
- ▶ SMART CLASSES
- ▶ CLASSROOM MONITORING THROUGH CCTV
- ▶ PICK & DROP FACILITY
- ▶ RO WATER FOR STUDENTS
- ▶ SCHOLARSHIP FOR MERITORIOUS STUDENTS
- ▶ NTSE/ OLYMPIAD PARTICIPATION
- ▶ YOGA & MEDITATION
- ▶ PHYSICAL TRAINER FOR STUDENTS
- ▶ DANCE, ART & CRAFT, MUSIC

- ✓ PLAY GROUP (PG) / NURSERY
- ✓ KINDERGARTEN (KG)
- ✓ CLASS I TO CLASS VII (UP TO CLASS X)

An English Medium Co-education School | CBSE Pattern

ADMISSION STARTS (LIMITED SEATS)

- † PLAY GROUP/ NURSERY & KINDERGARTEN
ONLY 25 SEATS PER CLASS
- † CLASS I TO CLASS VII (UP TO CLASS X)
ONLY 30 SEATS PER CLASS



Jagriti Vihar, Bypass Mission School Road,
Aurangabad (Bihar) - 824101

Ph : 7859097066 / 7762047700
E-mail : info@mcps.in | admission@mcps.in
www.mcps.in

Kindly refer to your textbook for content.

English- Language for Life
Chapter 1 - Meet My Family

Page 1

- Read page number 1 aloud and write down the following words in your notebook:
- a) meet
 - b) family
 - c) father
 - d) reading
 - e) book
 - f) mother
 - g) painting
 - h) picture

Kindly refer to your textbook for content.

Computer

Lesson 2-Computer...A Machine

Page # 14

MYACTIVITY 3

A. Fill in the crossword using the help box. Tick the pictures of machines in blue circles.

Hints • Camera • Aeroplane • Fan • Pencil • Engine • Chair • Truck • Mixer

Kindly refer to your textbook for content.

EVS

Chapter 2 - My Body

Page # 7

* Tick (✓) the word which best describes you.

I have (black/brown) hair.


I have (long/short) hair.

I have (big/small) teeth.

I have (black/brown/grey) eyes.

I have a (round/square/long) face.

I have (big/small) ears.



Kindly refer to your textbook for content.

Hindi

Chapter 1 - जिसने सूरज-चाँद बनाया

Page # 12

- Read the poem aloud and write down the words with their meanings given on page # 12 (□□□□□□□□) in your notebook.

Kindly refer to your textbook for content.

General Knowledge

Chapter 4 - My Beautiful Country

Page # 8



A. Find out our national symbols in the word grid given alongside.

M	R	C	O	M	E	K	G	O	P	T	R
A	F	O	P	E	A	C	O	C	K	M	K
N	B	V	L	P	S	I	L	O	T	U	S
G	U	D	L	R	T	I	G	E	R	A	D
O	Q	S	B	T	R	B	A	N	Y	A	N
C	T	R	I	C	O	L	O	U	R	T	B

Kindly refer to your textbook for content.

Graded Handwriting

Page # 3

Date _____
Month _____
Year _____

• Trace and write the three-letter words.



cam

nam

pam

bam

cam

nam

pam

bam

bat

cat

fat

mat

bat

cat

fat

mat

Teacher's Remark. Tick (✓) One Box.



3

Book-1


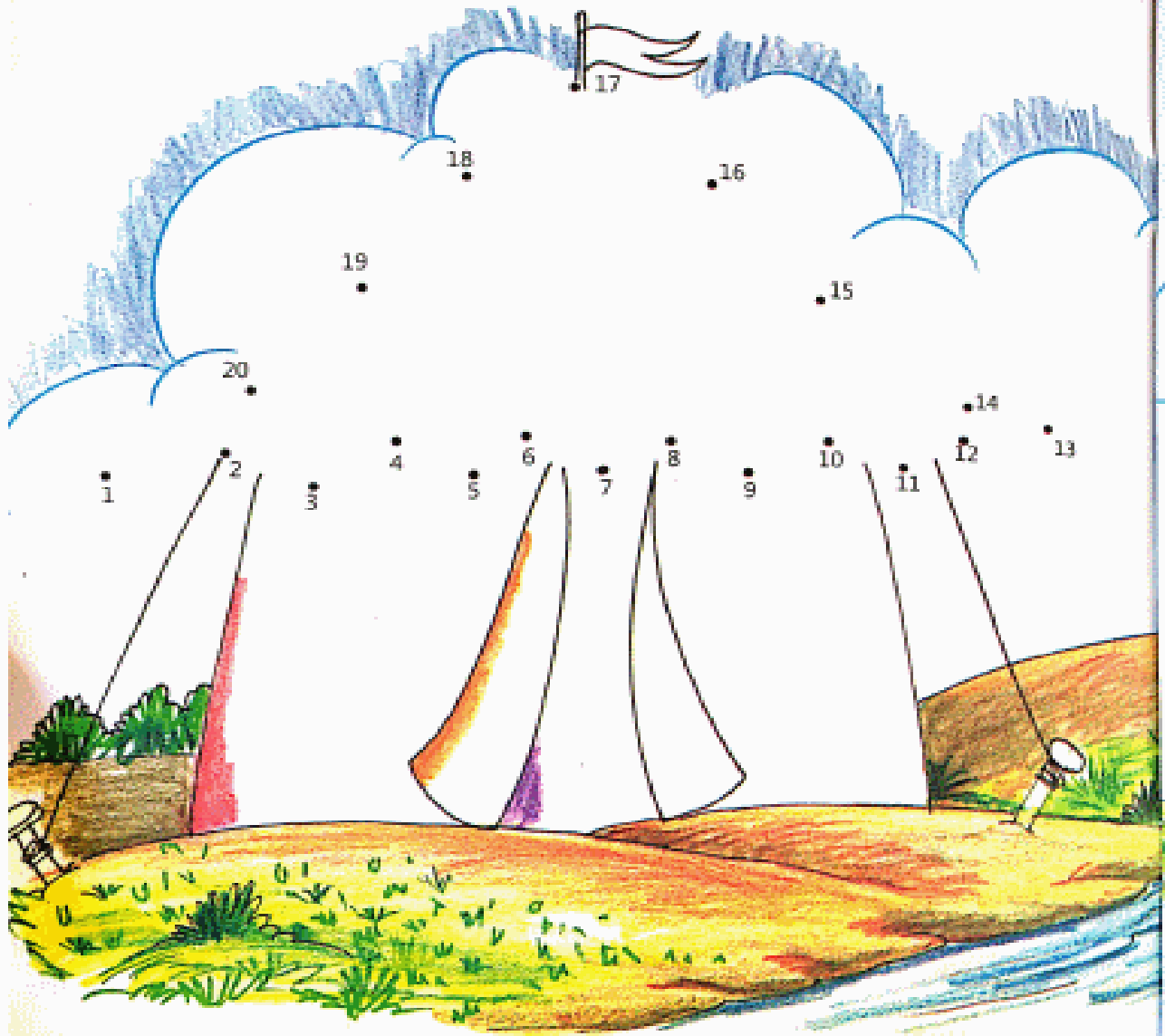
Teacher's Sign. _____

Kindly refer to your textbook for content.

Art & Craft

Page # 2

Join the dots 1 to 20 and colour the remaining picture.





•Colouring •Tracing •Pasting •Activity •Craft



Date _____

Subject – Mathematics



Chapter1 Numbers 1 to 9



10 Count and write the number. Then, write equal or not equal and put the correct sign = or \neq .

(a)  is to 

(b)  is to 



(c)  is to 

(d)  is to 

11 Put the correct sign $>$, $<$ or $=$.

(a) 3 5 (b) 2 1 (c) 6 3
(d) 7 7 (e) 5 8 (f) 9 2