

MOUNT CARMEL PUBLIC SCHOOL

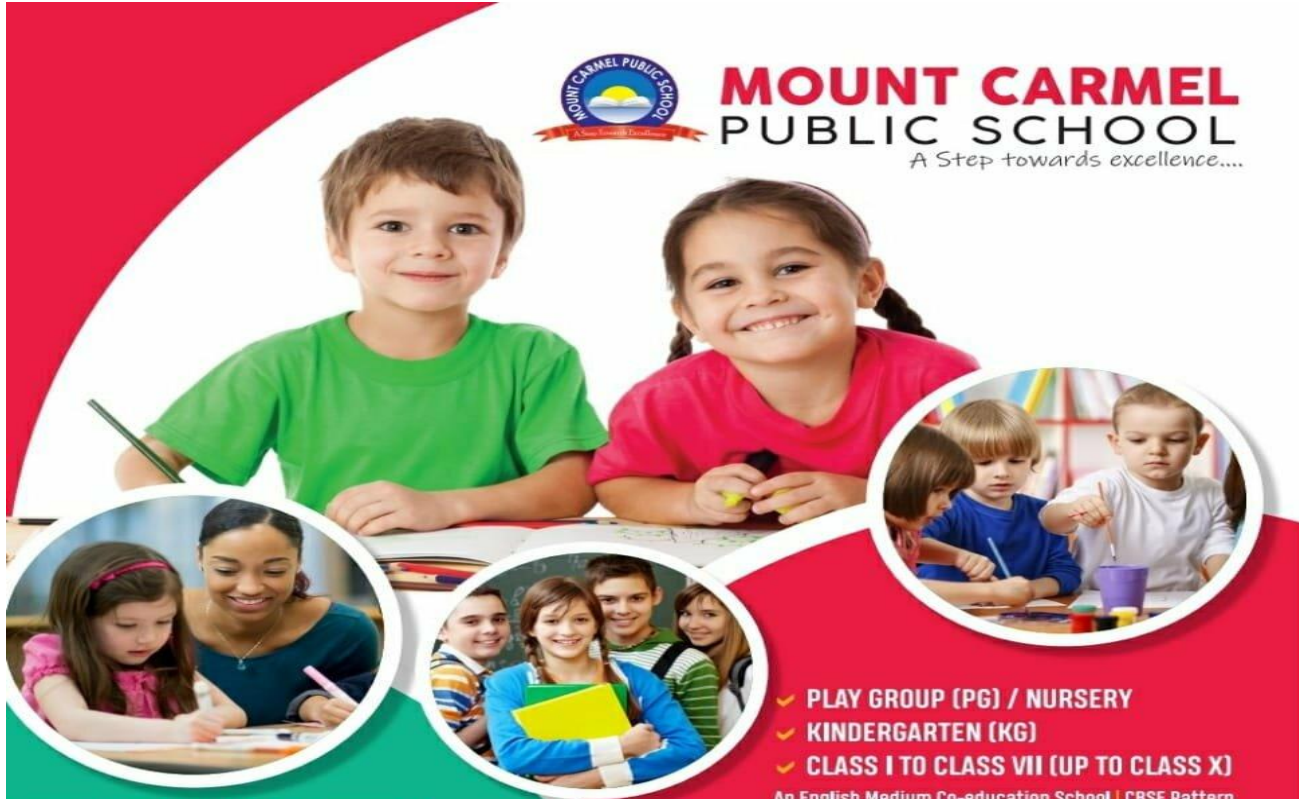
Session-2020-2021

Class I Worksheets Date – 08.06.2020



**MOUNT CARMEL
PUBLIC SCHOOL**

A Step towards excellence....



FACILITIES

- ▶ STATE OF THE ART CAMPUS (WITHIN 3 YEARS)
- ▶ CBSE STUDY PATTERN
- ▶ PRINCIPAL/ TEACHERS FROM OTHER STATES
- ▶ ADVANCE COMPUTER LAB FOR STUDENTS
- ▶ CENTRALIZED AIR CONDITION CLASSROOMS
- ▶ SMART CLASSES
- ▶ CLASSROOM MONITORING THROUGH CCTV
- ▶ PICK & DROP FACILITY
- ▶ RO WATER FOR STUDENTS
- ▶ SCHOLARSHIP FOR MERITORIOUS STUDENTS
- ▶ NTSE/ OLYMPIAD PARTICIPATION
- ▶ YOGA & MEDITATION
- ▶ PHYSICAL TRAINER FOR STUDENTS
- ▶ DANCE, ART & CRAFT, MUSIC

- ✓ PLAY GROUP (PG) / NURSERY
- ✓ KINDERGARTEN (KG)
- ✓ CLASS I TO CLASS VII (UP TO CLASS X)

An English Medium Co-education School | CBSE Pattern

ADMISSION STARTS (LIMITED SEATS)

- † PLAY GROUP/ NURSERY & KINDERGARTEN
ONLY 25 SEATS PER CLASS
- † CLASS I TO CLASS VII (UP TO CLASS X)
ONLY 30 SEATS PER CLASS



Jagriti Vihar, Bypass Mission School Road,
Aurangabad (Bihar) - 824101

Ph : 7859097066 / 7762047700
E-mail : info@mcps.in | admission@mcps.in
www.mcps.in

Kindly refer to your textbook for content.

English- Grammar and Language Skills

Worksheet 1

Page # 6

Life Skills

J. You go on a picnic with your family. How will you help your parents get ready to go home? Tick (✓) what you will do.

1. Put the rest of the food in the basket.

2. Keep playing with your sister.

3. Help your father put the things in the car.

4. Sit in the car because you are tired.

5. Clean the place before you leave.

6. Help your mother fold the mat.

Kindly refer to your textbook for content.

Computer

Lesson 2-Computer...A Machine

Page # 13

E. Answer in one word.

1. Write the name of any machine.
2. Name a machine that works with human power.
3. Name a machine that runs on fuel.
4. Name a machine that can do many things at a time.

Kindly refer to your textbook for content.

EVS

Chapter 2 - My Body

Page # 6

* Match the picture of each body part with its name. One has been done for you.

Illustrations: foot, arm, head, knee, hand, legs, nose.
 Labels: knee, head, foot, nose, legs, hand.

Page # 7

* Look at the pictures and complete the crossword. One has been done for you. Hint: Each word is the name of a body part.

Illustrations: knee, arm, nose, legs, ear, eye.
 Crossword grid:

		f		l		
				e		
				g		
k		n		s		
					y	
e			s			
		s				

Kindly refer to your textbook for content.

Hindi

आओ दोहराएँ

Page # 8

(ज) पढ़िए, समझिए और दसखड़ी को पूरा कीजिए—

अ आ इ ई उ ऊ ए ऐ ओ औ
क का कि की कु कू के कै को कौ

च

ट

थ

ध

प

र

श

व



स

ह



Subject – Mathematics

Chapter1 Numbers 1 to 9

8 Count and write the number. Then write more or less and put the correct sign > or <.

(a)  is than 





(b)  is than 

(c)  is than 

Little Genius!

Colour as instructed. Count the coloured objects. Then, put the correct sign > or <.

(a)  
colour 4 colour 3

(b)  
colour 2 colour 5



9

Put the correct sign $>$ or $<$.

(a) 3 2

(b) 6 7

(c) 1 4

(d) 5 1

(e) 9 8

(f) 2 5

