

# MOUNT CARMEL PUBLIC SCHOOL

Session-2020-2021

Class I Study Materials Date – 20.04.2020



**MOUNT CARMEL  
PUBLIC SCHOOL**

*A Step towards excellence....*



- ✓ PLAY GROUP (PG) / NURSERY
- ✓ KINDERGARTEN (KG)
- ✓ CLASS I TO CLASS VII (UP TO CLASS X)

An English Medium Co-education School | CBSE Pattern

## FACILITIES

- STATE OF THE ART CAMPUS (WITHIN 3 YEARS)
- CBSE STUDY PATTERN
- PRINCIPAL/ TEACHERS FROM OTHER STATES
- ADVANCE COMPUTER LAB FOR STUDENTS
- CENTRALIZED AIR CONDITION CLASSROOMS
- SMART CLASSES
- CLASSROOM MONITORING THROUGH CCTV
- PICK & DROP FACILITY
- RO WATER FOR STUDENTS
- SCHOLARSHIP FOR MERITORIOUS STUDENTS
- NTSE/ OLYMPIAD PARTICIPATION
- YOGA & MEDITATION
- PHYSICAL TRAINER FOR STUDENTS
- DANCE, ART & CRAFT, MUSIC



## ADMISSION STARTS (LIMITED SEATS)

- † PLAY GROUP/ NURSERY & KINDERGARTEN  
ONLY 25 SEATS PER CLASS
- † CLASS I TO CLASS VII (UP TO CLASS X)  
ONLY 30 SEATS PER CLASS

Jagriti Vihar, Bypass Mission School Road,  
Aurangabad (Bihar) - 824101

**Ph : 7859097066 / 7762047700**  
E-mail : [info@mcps.in](mailto:info@mcps.in) | [admission@mcps.in](mailto:admission@mcps.in)  
[www.mcps.in](http://www.mcps.in)

# English

## TOPIC: ALPHABETICAL ORDER OR ABC ORDER

In our previous class we learnt how to arrange words as per the alphabetical order. Now, if all the given words start with the same letter, what will be the way to arrange them alphabetically? Today, we are going to learn it.

Let us look at the given words starting with the letter 'T':



tiger



teacher



tree



toys

When the given words start with the same letter, we must look at the second letters and see if the arrangement is done as per the alphabetical order. For example, in the above pictures, the words are -

tiger, teacher, tree and toys

. Since all these words begin with the letter 'T', we have to consider the second letters here, 'i' for tiger, 'e' for teacher, 'r' for tree and 'o' for toys, and put them alphabetically.

The words are arranged in the alphabetical order or the ABC order below (e,i,o,r):



teacher



tiger



toys



tree

**Exercise:A) Put the words in the alphabetical order:**

1. cup      candle      cow      crow

---

2. box      bat      bring      buy

---

3. dog      dark      dig      drink

---

4. ear      empty      English      evening

---

5. apple      angry      ask      action

---

6. eagle      elephant      egg      energy

---

7. hug      happy      hen      honest

---

8. laugh      lie      lucky      lend

---

B)

Name: \_\_\_\_\_

# ABC Order




swim
camp
beach
sunny
ice cream
vacation
barbecue
pool

C)

Name \_\_\_\_\_

# ABC Order CVC Words



Directions: Put the words in ABC order with a 1, 2 and 3.

___	lip
___	ant
___	red

___	sit
___	pan
___	fat

___	cat
___	dog
___	big

___	pig
___	hug
___	man

___	rat
___	sun
___	cub

___	boy
___	dad
___	mom

___	hit
___	pot
___	run

___	tap
___	cut
___	bit

___	gut
___	bag
___	van

___	kit
___	web
___	sub

___	dig
___	vet
___	pug

___	fin
___	lug
___	jog

# EVS

## Topic: My Family

➤ A family is a group of people related to each other. Families are of different types:

1. Nuclear family - A family in which children live only with their parents.

2. Joint Family - A family in which children live with their parents, grandparents, uncles, aunts and cousins.

- Father's Father is my **Paternal Grandfather**.
- Father's Mother is my **Paternal Grandmother**.
- Mother's Father is my **Maternal Grandfather**.
- Mother's Mother is my **Maternal Grandmother**.
- Father's brother is my **Paternal uncle**.
- Mother's brother is my **Maternal Uncle**.
- Uncle's son is my **cousin**.
- Sibling is my **brother or sister**.

Exercise: Match the following:

i) Mother's Brother

ii) Father's Father

iii) Uncle's Son

iv) All the family members  
staying together

v) Sibling

a. Joint Family

b. Maternal Uncle

c. Brother or Sister

d. Paternal Grandfather

e. cousin

# Computer

## Topic: Parts of Computer

In the previous class, we learnt CPU as one of the main parts of the computer. Today, we are going to learn about two more parts as seen externally are:

### 1) The Monitor:

- A monitor allows us to see what we are doing on computer.
- The monitor looks like a TV screen.



### 3) The Keyboard:

- A keyboard is used for typing.
- The keyboard has keys for alphabets, numbers and signs.
- When we type the command, the computer starts working on that command.



### Exercise: Fill in the blanks:

- 1) A keyboard is used for \_\_\_\_\_.
- 2) The monitor looks like a \_\_\_\_\_.
- 3) The keyboard has \_\_\_\_\_.
- 4) A monitor allows us to see what we \_\_\_\_\_.



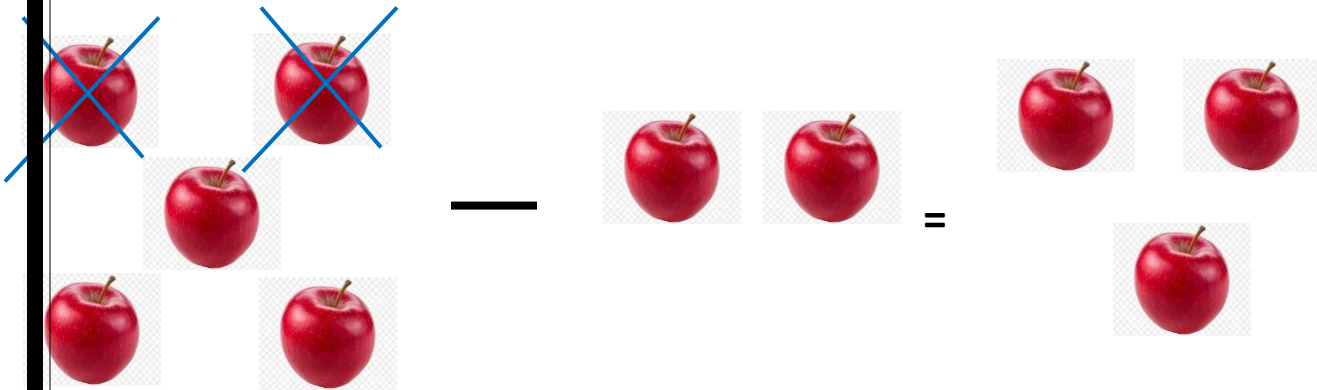
Subject = Mathematics

Topic – Subtraction

Subtraction



To take away



**5**


**—**

**2**

**=**

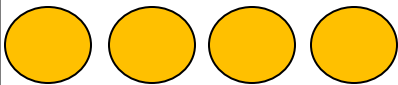
**3**

(minus)


$$3 - 3 = 0$$

3 = 0(Zero)

## Subtraction by cross out



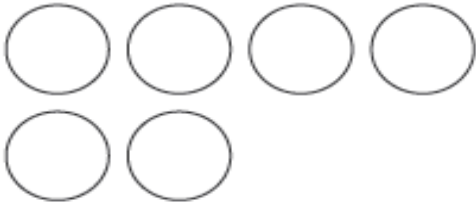
$$7 - 3 = 4$$



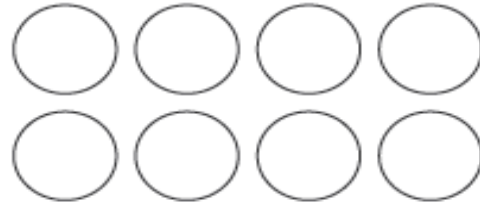
# Exercise

## Subtraction by Crossing Out

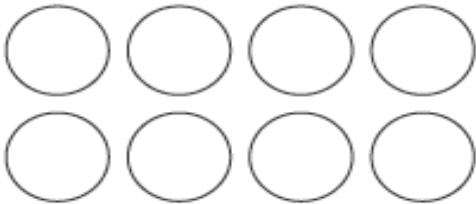
Name: \_\_\_\_\_ Score: \_\_\_\_\_



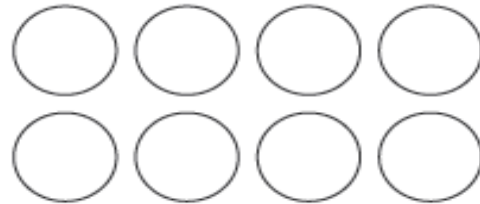
$$6 - 2 = \square$$



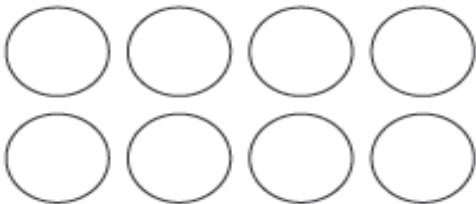
$$8 - 1 = \square$$



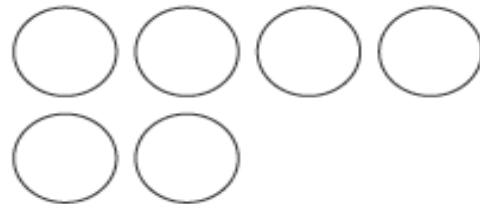
$$8 - 2 = \square$$



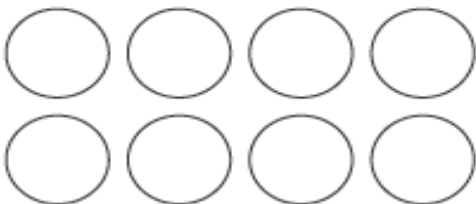
$$8 - 3 = \square$$



$$8 - 4 = \square$$



$$6 - 4 = \square$$



$$8 - 7 = \square$$




$$5 - 3 = \square$$

Name \_\_\_\_\_


3.10.11

LI: I can use pictures to take away (from 10 - Ext 15)


$4 - 2 = \square$




$6 - 0 = \square$



$8 - 4 = \square$



$7 - 3 = \square$




Now do your own pictures to solve the rest:

$6 - 3 = \square$




$10 - 2 = \square$



# Let's Subtract





Subtract and write the answer in the box provided. Cross out the given number of objects to find the answer.





-

=



-

=



-

=

