

MOUNT CARMEL PUBLIC SCHOOL

Session-2020-2021

Class I Worksheets Date – 28.05.2020



**MOUNT CARMEL
PUBLIC SCHOOL**

A Step towards excellence....



FACILITIES

- ▶ STATE OF THE ART CAMPUS (WITHIN 3 YEARS)
- ▶ CBSE STUDY PATTERN
- ▶ PRINCIPAL/ TEACHERS FROM OTHER STATES
- ▶ ADVANCE COMPUTER LAB FOR STUDENTS
- ▶ CENTRALIZED AIR CONDITION CLASSROOMS
- ▶ SMART CLASSES
- ▶ CLASSROOM MONITORING THROUGH CCTV
- ▶ PICK & DROP FACILITY
- ▶ RO WATER FOR STUDENTS
- ▶ SCHOLARSHIP FOR MERITORIOUS STUDENTS
- ▶ NTSE/ OLYMPIAD PARTICIPATION
- ▶ YOGA & MEDITATION
- ▶ PHYSICAL TRAINER FOR STUDENTS
- ▶ DANCE, ART & CRAFT, MUSIC

- ✓ PLAY GROUP (PG) / NURSERY
- ✓ KINDERGARTEN (KG)
- ✓ CLASS I TO CLASS VII (UP TO CLASS X)

An English Medium Co-education School | CBSE Pattern

ADMISSION STARTS (LIMITED SEATS)

- † PLAY GROUP/ NURSERY & KINDERGARTEN
ONLY 25 SEATS PER CLASS
- † CLASS I TO CLASS VII (UP TO CLASS X)
ONLY 30 SEATS PER CLASS



Jagriti Vihar, Bypass Mission School Road,
Aurangabad (Bihar) - 824101

Ph : 7859097066 / 7762047700
E-mail : info@mcps.in | admission@mcps.in
www.mcps.in

Kindly refer to your textbook for content.

English- Grammar and Language Skills

Worksheet 1

Page # 2

B. Circle the Common nouns in these sentences.

1. The flower is pretty.
2. The door is blue.
3. The tiger growls loudly.
4. There is a kitten in the basket.
5. The bus goes to the market.
6. The girl walks to school.

C. Complete this table with the correct words.

one thing	many things
1. a. book	b. books
2. a. tree	b.
3. a.	b. oranges
4. a. park	b.
5. a.	b. lions

Kindly refer to your textbook for content.

Computer

Lesson 1 - Computer...My Friend

Page # 2




MYACTIVITY



2

- A. Collect two pictures of any computer from a newspaper or magazine. Paste these pictures in the spaces given below.



- B. Paste pictures of any two places where you have seen computers.



Kindly refer to your textbook for content.

EVS

Chapter 1 - About Me

Page # 3

ACTIVITY TIME

Palm printing

Step 1: Take a tube of paint of your favourite colour. Squeeze some paint onto a plate. Mix it with a little water. Dip the palm of your hand into the paint in the plate. Then, press your palm down on a sheet of paper. You now have a picture of your hand.

Step 2: Ask an older person at home, to dip their hand in the plate of paint and place their handprint besides yours, on the same sheet of paper. Compare the two handprints. Is yours smaller?

Step 3: Write your name and the elder's name under the handprint. Put up your picture on the wall.



Kindly refer to your textbook for content.

Hindi

आओ दोहराएँ

(ग) उचित शब्द चुनकर सही स्थान पर लिखिए—

आ - ा
इ - ि
ई - ि
उ - उ
ऊ - ू
ऋ - ृ



ए - े
ऐ - ै
ओ - ो
औ - ौ
अं - ं
अँ - ँ
अः - ः

Kindly refer to your textbook for content.

General Knowledge
Chapter 2 - Good Habits

A. Match the following:

A

- i) Exercise and bathe
- ii) Brush
- iii) Trim
- iv) Maintain
- v) Wash



B

- a) before and after having food
- b) proper body posture while sitting
- c) daily
- d) fingernails regularly
- e) teeth twice a day

Subject – Mathematics

Chapter1 Numbers 1 to 9

1 Match the pictures with the number names.



five

seven

eight



nine

two

four

three

six



2 Count the animals and write their numbers and number names.



Number

Number
name

Number

Number
name

(a) 

(b) 

(c) 

(d) 

(e) 

(f) 

(g) 

(h) 