

MOUNT CARMEL PUBLIC SCHOOL

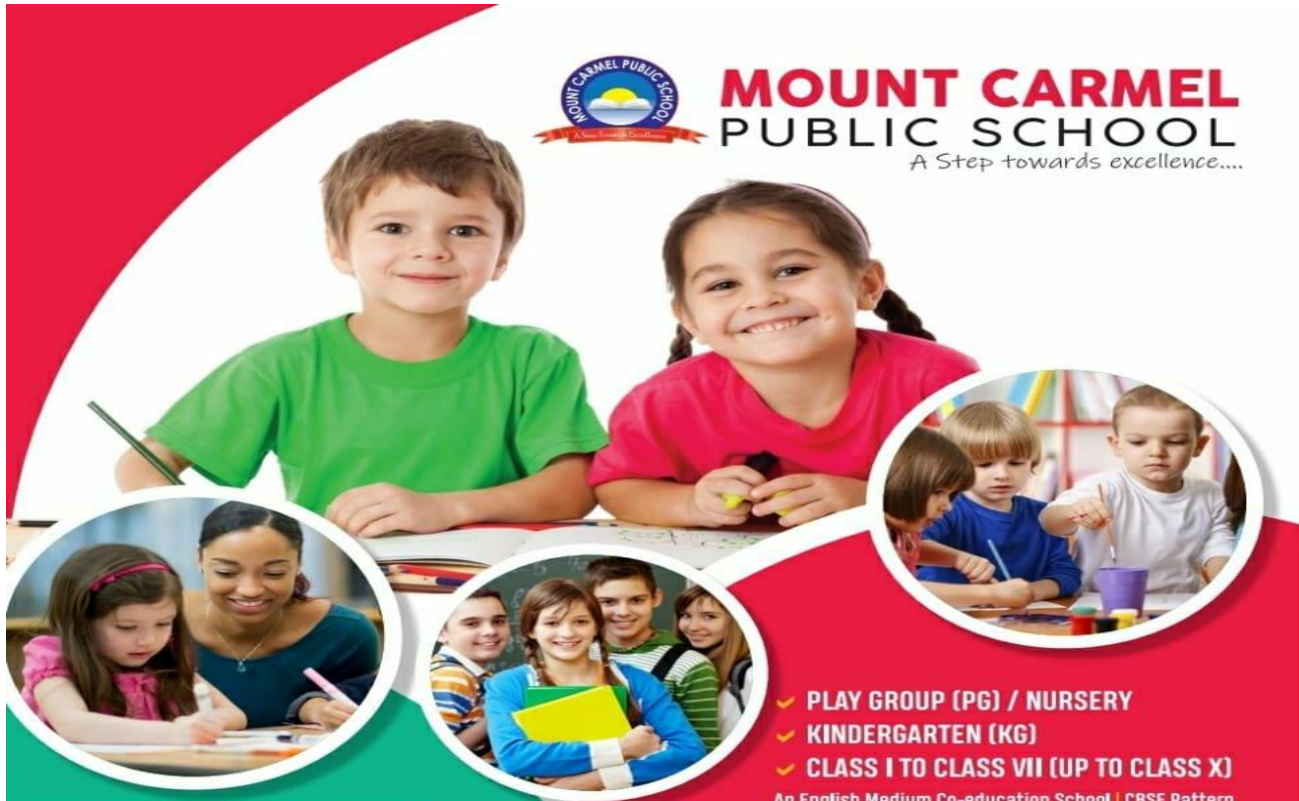
Session-2020-2021

Class I Worksheets Date – 25.05.2020



**MOUNT CARMEL
PUBLIC SCHOOL**

A Step towards excellence....



FACILITIES

- ▶ STATE OF THE ART CAMPUS (WITHIN 3 YEARS)
- ▶ CBSE STUDY PATTERN
- ▶ PRINCIPAL/ TEACHERS FROM OTHER STATES
- ▶ ADVANCE COMPUTER LAB FOR STUDENTS
- ▶ CENTRALIZED AIR CONDITION CLASSROOMS
- ▶ SMART CLASSES
- ▶ CLASSROOM MONITORING THROUGH CCTV
- ▶ PICK & DROP FACILITY
- ▶ RO WATER FOR STUDENTS
- ▶ SCHOLARSHIP FOR MERITORIOUS STUDENTS
- ▶ NTSE/ OLYMPIAD PARTICIPATION
- ▶ YOGA & MEDITATION
- ▶ PHYSICAL TRAINER FOR STUDENTS
- ▶ DANCE, ART & CRAFT, MUSIC

- ✓ PLAY GROUP (PG) / NURSERY
- ✓ KINDERGARTEN (KG)
- ✓ CLASS I TO CLASS VII (UP TO CLASS X)

An English Medium Co-education School | CBSE Pattern

ADMISSION STARTS (LIMITED SEATS)

- † PLAY GROUP/ NURSERY & KINDERGARTEN
ONLY 25 SEATS PER CLASS
- † CLASS I TO CLASS VII (UP TO CLASS X)
ONLY 30 SEATS PER CLASS



Jagriti Vihar, Bypass Mission School Road,
Aurangabad (Bihar) - 824101

Ph : 7859097066 / 7762047700
E-mail : info@mcps.in | admission@mcps.in
www.mcps.in

Kindly refer to your textbook for content.

English- Grammar and Language Skills
Worksheet 1

Worksheet 1

Reading

- A. Look at this picture. Nisha and her family are having a picnic. What are they doing? Choose the correct words from the box to complete these sentences.

grandfather mother sister grandmother father brother



1. My name is Nisha. I and Anu, my little _____, are playing with a ball.
2. My baby _____ is drinking orange juice.
3. My _____ is playing chess with my _____.
4. My _____ is feeding the birds.
5. My _____ is sitting on a bench.

Kindly refer to your textbook for content.

EVS




ABOUT ME



WARM UP 

Draw or paste your picture here.



* Complete these sentences about yourself.

I am _____ . (name)

I am a _____ . (boy or girl)

I am _____ years old. (age)

I live in _____ . (name of city or town)

My favourite game is _____ .

My favourite colour is _____ .

My favourite food is _____ .



Kindly refer to your textbook for content.

Computer


Lesson 1-Computer...My Friend



MY ACTIVITY

1

Fill in the picture with colours.
Use **crayons** of your choice.



My Computer

Kindly refer to your textbook for content.

Hindi

आओ दोहराएँ

मात्रासूक्त शब्दों का ज्ञान


(क) चित्र को उसके नाम से मिलाइए—



हिरन



रुपया



चूहा



मछली




बृक्ष

कछुआ



जहाज

घस



(ख) वर्णों में मात्रा जोड़कर शब्द लिखिए—

र + े + श + म =

म + े + ल + ा =

ब + े + ट + क =

क + ो + म + ल =

द + ी + ल + त =

ि + क + त + ा + ब =

त + र + ा + ज + ु =

ब + क + र + ी =

क + ु + ष + क =

क + ु + र् + त + ा =

Kindly refer to your textbook for content.

General Knowledge

Life Skills

1

ABOUT MYSELF



Hello friends !
I am Romy.
I am a lion.
I live in jungle.
Now, tell me
about
yourself.





My name is _____

I am _____ years old.

I study in _____

My birthday comes on _____

☞ Tick (✓) the things you see in a birthday party.



☞ Draw the number of candles (as your age) on this birthday cake.





Subject – Mathematics
Chapter – 1 Numbers 1 to 9

Kindly refer to your textbook for content.

Counting 1 to 9


1
one



One owl looking around.

1	1						
---	---	--	--	--	--	--	--

2
two



Two birds making no sound.

2	2						
---	---	--	--	--	--	--	--



3
three



Three hippos taking a bath.

3

3



4
four



Four deer on the path.

4

4



5
five





Five zebras looking alike.

5

5





6
six



Six rabbits side by side.

6	6						
---	---	--	--	--	--	--	--


7
seven



Seven elephants big and small.

7	7						
---	---	--	--	--	--	--	--

8
eight



Eight monkeys hanging tall.

8	8						
---	---	--	--	--	--	--	--



9
nine



Nine giraffes standing straight. To know more you have to wait!

